

**NEW**

# ID Adapter

**Order No. Example****AD 6000**

Type No.

This adapter is sold as a 2-piece set, and is dedicated for KANA standard idler sprocket.

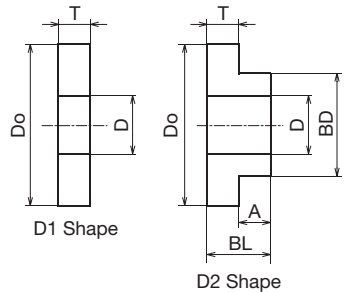
It allows you to set the sprocket inner diameter D to 10 mm dia. whichever size of idler sprocket is selected.

This very handy product eliminates the need to prepare insert pins with individually varying dimensions.



D1 Shape

D2 Shape



D1 Shape

D2 Shape

**5 Black Oxide Finish**

Type	No.	D	Do	T	BL	A	BD	Shape	Applicable Bearing	Applicable Idler Sprocket			Weight g	¥
<b>AD</b>	6000	10	14.7	4	-	-	-	D1	6000ZZ	ID35C16D10 ID40C13D10	WID35B16D10 WID40B13D10	WID35C16D10 WID40C13D10	7	
	6001	10	16	4	7.5	3.5	12	D2	6001ZZ	ID35C16D12 ID40C13D12	WID35B16D12 WID40B13D12	WID35C16D12 WID40C13D12	10	
	6201								6201ZZ	ID50C12D12 ID60C11D12	WID50B12D12 WID60B11D12	WID50C12D12 WID60C11D12		
	6202	10	20	4	9	5	15	D2	6202ZZ	ID35C18D15 ID40C15D15 ID50C13D15 ID60C11D15 ID80C9D15 EPID35C18D15 EPID40C15D15	WID35B18D15 WID40B15D15 WID50B13D15 WID60B11D15 WID80B9D15 EPID50C13D15 EPID60C11D15	WID35C18D15 WID40C15D15 WID50C13D15 WID60C11D15 WID80C9D15 -	18	
	6203	10	24	4.5	10	5.5	17	D2	6203ZZ	ID35C21D17 ID40C17D17 ID50C15D17 ID60C13D17 ID80C10D17	WID35B21D17 WID40B17D17 WID50B15D17 WID60B13D17 WID80B10D17	WID35C21D17 WID40C17D17 WID50C15D17 WID60C13D17 WID80C10D17	22	
	6204	10	27	4.5	11	6.5	20	D2	6204ZZ	ID35C25D20 ID40C19D20 ID50C17D20 ID60C14D20 ID80C11D20	WID35B25D20 WID40B19D20 WID50B17D20 WID60B14D20 WID80B11D20	WID35C25D20 WID40C19D20 WID50C17D20 WID60C14D20 WID80C11D20	50	



Order Method

AD Adapter Type

No. and Quantity



Use Examples

\* Use the KANA standard idler sprocket.

▶▶ P104, P106 and 107

D2 Shape




Postage

**Same-day shipping**

Precautions

\* Two AD adapters are delivered with each order.



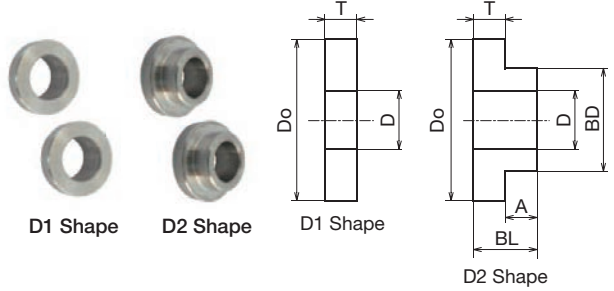
Idler Sprocket

**NEW**

# SUS ID Adapter

● **Order No. Example**  
**SUSAD 6000**  
 Type                      No.

This adapter is sold as a 2-piece set, and is dedicated for KANA standard SUS (stainless steel) idler sprockets. It allows you to set the sprocket inner diameter D to 10 mm dia. whichever size of SUS idler sprocket is selected. This very handy product eliminates the need to prepare insert pins with individually varying dimensions.



 Stainless Steel  304

Type	No.	D	Do	T	BL	A	BD	Shape	Applicable Bearing	Applicable Idler Sprocket		Weight g	¥		
<b>SUSAD</b>	6000	10	14.7	4	-	-	-	D1	6000ZZ	SUSID35C16D10	SUSID40C13D10	7			
	6001	10	16	4	7.5	3.5	12	D2	6001ZZ	SUSID35C16D12	SUSID40C13D12	10			
	6201								6201ZZ	SUSID50C12D12	SUSID60C11D12				
	6202	10	20	4	9	5	15	D2	6202ZZ	SUSID35C18D15	SUSID60C11D15	18			
										SUSID40C15D15	SUSID80C9D15				
	6203	10	24	4.5	10	5.5	17	D2	6203ZZ	SUSID35C21D17	SUSID80C10D17	22			
										SUSID40C17D17	SUSID60C13D17				
										SUSID50C15D17	-				
	6204	10	27	4.5	11	6.5	20	D2	6204ZZ	SUSID35C25D20	SUSID60C14D20	50			
										SUSID40C19D20	SUSID80C11D20				
									SUSID50C17D20	-					



Order Method

AD Adapter Type    No.    and Quantity



Use Examples

\* Use the KANA standard SUS idler sprocket.

▶▶ P105



Postage

Same-day shipping



Precautions

\* Two AD adapters are delivered with each order.

