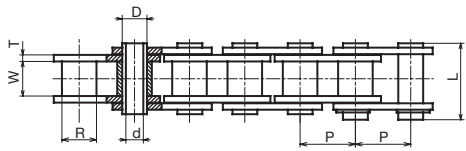


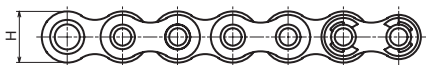
# Hollow Pin Chains

● **Order No. Example**  
**40HP-240 Links**  
 Chain No. **10ft**  
**3m**  
 Unit

Standard Hollow Pin Roller Chain




Double Pitch Hollow Pin Roller Chain




Standard Hollow Pin Roller Chain

Hollow pin chains are chains connected with hollow pins. Attachments can be easily mounted since pins are hollow. The standards of hollow chains are the same as those of JIS standard roller chains or double pitch roller chains, and thus standard sprockets can be used.

Chain No.		Pitch P	Bushing		Inner Link		Link Plate		Pin			Average	Maximum	Approx.
Type	Roller Shape		Outer Diameter R	Inner Width W	Thickness T	Width H	Outer Diameter D	Inner Diameter d	Length L	Tensile Strength kN (kgf)	Allowable Tension kN (kgf)	Weight kg/m		
40HP	-	12.70	7.92	7.95	1.5	11.7	5.68	4.00	17.5	13.2 (1,350)	1.77 (180)	0.51		
50HP	-	15.875	10.16	9.53	2.0	14.6	7.24	5.12	22.0	20.6 (2,100)	3.14 (320)	0.83		
60HP	-	19.05	11.91	12.70	2.4	17.5	8.37	5.99	27.2	31.4 (3,200)	4.22 (430)	1.24		
C2040HP	S	25.40	7.92	7.95	1.5	11.7	5.68	4.00	17.5	13.2 (1,350)	1.77 (180)	0.46		
C2050HP	S	31.75	10.16	9.53	2.0	14.6	7.24	5.12	22.0	20.6 (2,100)	3.14 (320)	0.76		
C2060HP	S	38.10	11.91	12.70	2.4	17.5	8.37	5.99	27.2	31.4 (3,200)	4.22 (430)	1.12		




and Quantity




### Same-day shipping (Unit Only)


\* Products with dimensional cutting are shipped in 3 working days.




\* Ideal for small conveyors which require replacing attachments, cross rods, etc. (Use examples are as follows). Food manufacturing machines, office machines, packaging machines, agriculture machines, looms, etc.



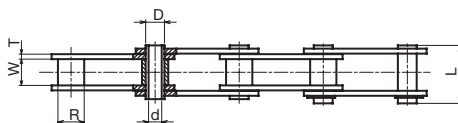
\* There are no OL for Hollow Pin Chains.  
 \* Dimensional cutting products will be charged as a combination of product price with chain cutting fee included.



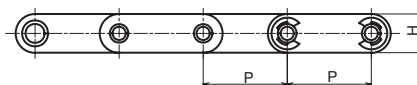
For continued lubrication and effective anti-corrosion, protect your chains with Kanalon. See P344



**Stainless Steel Hollow Pin Roller Chains**



**Double Pitch Stainless Hollow Pin Roller Chains**



**Double Pitch Hollow Pin Roller Chain**

◇ Hollow Pin Chains

Chain No.		Unit				JL	
Type	Roller Shape	No. of Links	m	No. in Box (Quantity)	¥	¥	No. in Box (Quantity)
40HP	-	240L	3	10			100
50HP	-	192L		5			50
60HP	-	160L		5			25
C2040HP	S	120L	3	10			50
C2050HP	S	96L		5			25
C2060HP	S	80L		5			20

◇ Stainless Steel Hollow Pin Chains

Chain No.		Unit				JL	
Type	Roller Shape	No. of Links	m	No. in Box (Quantity)	¥	¥	No. in Box (Quantity)
40HP-SUS	-	240L	3	10			100
50HP-SUS	-	192L		5			50
60HP-SUS	-	160L		5			25
C2040HP-SUS	S	120L	3	10			50
C2050HP-SUS	S	96L		5			25
C2060HP-SUS	S	80L		5			20

! The size of each part of stainless steel hollow pin chains is the same as those of the hollow pin chains on the left page.



When used in food machinery, use 3H (direct food contact-safe oil) Bio-Adnil spray certified by NSF International. See P346

