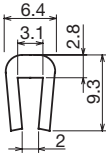
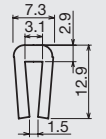
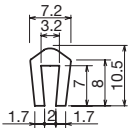
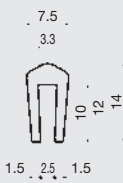


Plastic Rail (Natural)

● Order No. Example **EPV3 T10**

Plastic Rail No.



Plastic Rail No.		Length/ Unit	Color	Mass (g/m)	Application	Delivery	¥
Type	Shape						
EPV3T10		10m	Milky White Color	33	Guide Rail 3mm Thick Steel Common	●	
EPV3T20		20m					
EPV3T30		30m					
EPV3T50		50m					
EPV3-L 50M		50m					
EPV3-convex 50M		50m					
EPV3-L/convex 50M		50m	58		Guide Rail 3mm Thick Steel Common	○	



Order Method

Plastic Rail No. Length and Quantity



Guide

* Since we also manufacture sizes other than those in the catalog upon request, please contact our company's sales office for details.

* Dimensional cutting other than the catalog is also available (separate delivery required).





Postage

● Same-day delivery ○ 3-day shipping

* Single order system available



Precautions

(Reverse Roll): While normal products are delivered in an  outward side roll (recessed part on inside), this product is delivered in an  inward side roll (recessed part on outside=reverse roll).

UHMW Polyethylene Irregular Rail

Plastic rail is an olefin plastic based on the Ziegler process, and a UHMW Polyethylene with an average molecular weight of 3 million (light scattering method) units or more.

Increasing the molecular weight drastically improves wear resistance, shock resistance, self-lubrication, and other mechanical characteristics compared with ordinary polyethylene, and these characteristics can be harnessed for use in the food industry, filling machines, conveyor line rails, and Guide Rails, etc., offering such benefits as reduced container damage and noise, prevention of wear, lighter weight of lines, and many others, while the working life of the plastic rails themselves is several times longer compared with other metals or other plastics.



EPV3 10 to 50M



EPV3-L 50M



EPV3-convex 50M



EPV3L/convex 50M



EPV5 50M



EPV6 10 to 50M



EPV10-S 50M



EPA 3 to 4M



EPA2 3 to 4M

Plastic Rail No.		Length/ Unit	Color	Mass (g/m)	Application	Delivery	¥
Type	Shape						
EPV5 50M		50m	Milky White Color	98	Guide Rail 5mm Thick Steel Common	○	
EPV6T10		10m		86	Guide Rail 6mm Thick Steel Common	●	
EPV6T20		20m					
EPV6T30		30m					
EPV6T50		50m					
EPV10-S (Reverse Roll) 50M		50m		140	Guide Rail 10mm Thick Steel Common	○	
EPA 3M		3m		181	Guide Rail 6x25 Steel Common	○	
EPA 4M		4m					
EPA2 3M		3m		190	Guide Rail 6x25 Steel Common	○	
EPA2 4M		4m					