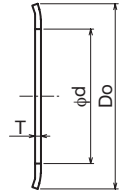
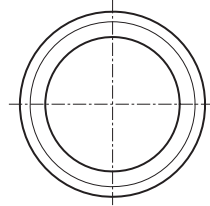
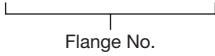


# K-Timing Pulley Flange

Flange for XL/L/S5M/T5/T10  
SPCC Steel/Thickness 1.0-type

● Order No. Example  
**KTF103826**



While this is a K-Timing Pulley accessory, the flange alone is also available for sale.

 SPCC Steel

Flange No.	Outer Diameter		T	Pulley No. and No. of Teeth					¥
	Do	φd		XL	L	S5M	T5	T10	
KTF-102312	23	12	1.0	10			11,12		
KTF-102313	23	13							
KTF-102513	25	13		11					
KTF-102514	25	14		12,13			14	13	
KTF-102616	26	16					14	14	
KTF-102818	28	18		14,15			15	15,16	
KTF-103120	31	20		16			16	17,18	
KTF-103322	33	22		17,18			18	19	
KTF-103522	35	22		19	10		20	20	10
KTF-103826	38	26		20,21	11		21	21	11
KTF-104028	40	28					22	22,23	
KTF-104328	43	28		22,23	12			24,25	
KTF-104432	44	32		24,25	13		24		12
KTF-104734	47	34		26	14		26	26,27	14
KTF-104836	48	36		27,28			28	28	
KTF-105136	51	36		29				29,30	
KTF-105441	54	41					31,32		
KTF-105539	55	39	30						
KTF-105741	57	41	31,32,33				33		
KTF-106141	61	41	34,35,36				34,35,36		
KTF-106550	65	50	37,38				37,38		
KTF-106950	69	50	39,40				39,40,41		
KTF-107453	74	53	41,42,43				42,43,44		
KTF-107858	78	58	44,45				45,46,47		



Flange No. and Quantity



Precautions

\* For the Timing Belt transmission, the belt is offset in one direction or the other during rotation. A Pulley Flange installation is recommended during the design phase.

\* 2 per set



Postage

Same-day shipping

# K-Timing Pulley Flange

Flange for XL/L/H/S5M/S8M/T5/T10 (SPCC Steel/Thickness 1.6 & 2.3-type)

**m**: SPCC Steel

Flange No.	Outer Diameter Do	φd	T	Pulley No. and No. of Teeth						¥	
				XL	L	H	S5M	S8M	T5		T10
KTF-165136	51	36	1.6		15		30			15	
KTF-165441	54	41			16		32				
KTF-165539	55	39			17					16	
KTF-165741	57	41			18	14	34,36			17,18	
KTF-166141	61	41									
KTF-166550	65	50			19,20	15				19	
KTF-166950	69	50			21	16	40			20	
KTF-167453	74	53			22,23	17	44			21,22	
KTF-167858	78	58			24	18				23	
KTF-168363	83	63			46,47	25	48		48,49,50	24	
KTF-168666	86	66			48,49,50	26,27	20	50	51,52	25,26	
KTF-169073	90	73			51,52		21		53,54	27	
KTF-169375	93	75			53,54,55	28,29	22		55,56	28	
KTF-169978	99	78			56,57,58,59	30,31	23	60	57,58,59,60	29,30	
KTF-1610584	105	84			60,61,62,63	32	24		61,62,63	31,32	
KTF-1610884	108	84				33	25		64,65		
KTF-1611290	112	90			64,65	34,35	26		66,67	33,34	
KTF-1611590	115	90			66,67,68	36	27		68,69,70	35	
KTF-1611890	118	90			69,70,71	37	28		71,72	36	
KTF-16126100	126	100			72,73,74,75	38,39,40	29,30		73,74,75,76,77	37,38	
KTF-16131101	131	101		76,77,78,79	41,42	31		78,79,80	39,40		
KTF-16136118	136	118		80	43	32		81,82,83	41		
KTF-16138125	138	125		81,82,83	44	33		84,85	42		
KTF-16146128	146	128		84,85,86,87	45,46	34,35		86,87,88,89	43,44		
KTF-16152134	152	134		88,89,90,91	47,48	36		90,91,92	45,46		
KTF-16159141	159	141			49,50	38			47,48		
KTF-16168150	168	150				40					
KTF-235436	54	36	2.3				18				
KTF-235739	57	39					19				
KTF-236040	60	40					20				
KTF-236244	62	44					21				
KTF-236545	65	45					22				
KTF-237050	70	50					24				
KTF-237252	72	52					25				
KTF-237555	75	55					26				
KTF-238060	80	60					28				
KTF-238565	85	65					30				
KTF-239070	90	70					32				
KTF-239575	95	75					34				
KTF-2310080	100	80					36				
KTF-2310585	105	85									
KTF-2311090	110	90					40				
KTF-23121101	121	101					44				
KTF-23131111	131	111					48				
KTF-23136101	136	101									
KTF-23136116	136	116						50			
KTF-23144111	144	111									
KTF-23152121	152	121									
KTF-23161131	161	131									
KTF-23161141	161	141					60				
KTF-23190161	190	161									
KTF-23200164	200	164									
KTF-23208173	208	173									
KTF-23224190	224	190									
KTF-23235200	235	200									
KTF-23260224	260	224									

Semi-F Series  
of FITLINK  
Roller  
Chains  
Chain  
Accessories  
Idlers &  
Tensioners  
Sprockets  
Bushings  
O-Rings  
Transmission  
Accessories  
Conveyor Chains/  
Sprockets  
Chain  
Couplings  
Resin Halls  
Tight Speed/Car  
/Transp/Chains  
Timing Belts/  
Pulleys/Flanges  
Shaft Collars  
Pinions/Racks/  
Miter Gears  
Imperfect  
Products